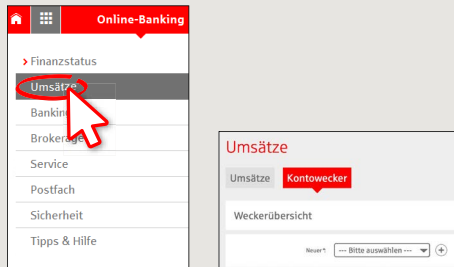


Account alarm: Configure in just a few steps


www.sparkasse-bodensee.de/kontowecker



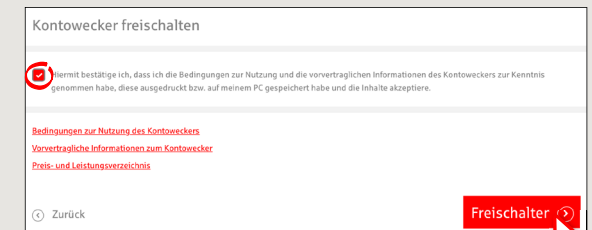
1 Log on to online banking. The alarm option is available under “online banking” → turnover (“Umsätze”).



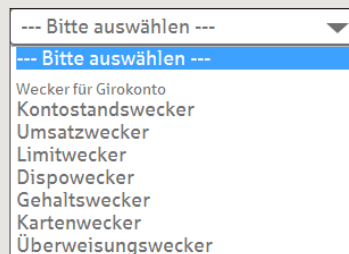
2 For initial configuration, you must enable the account alarm option. Tap enable (“Zur Freischaltung”).



3 Use the checkbox to confirm you have read the legal information and documents. Tap enable (“Freischalten”) and confirm activation by entering your TAN.



4 These account alarms are available:

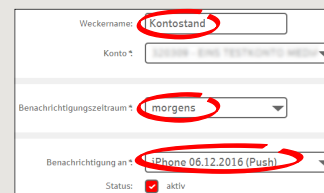


To configure a new alarm, select an alarm type from the list and click on “+”.

5a How to set an account balance alarm: Enter a name for the alarm. Select the account for which you wish to set an alarm and enter a notification period.

Select an existing email address or push notification* using **Notification to (“Benachrichtigung an”)**. If you wish to create a new recipient address (email or push notification), tap “+”.

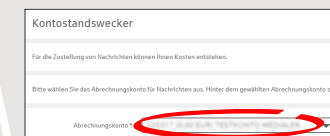
If you have just created the required recipient address or if it already exists, select it from the list and tap **Next (“Weiter”)**.



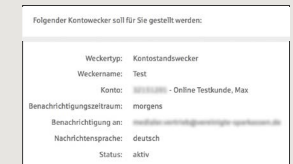
*Push notification: A message that is sent to you via the Sparkassen app.



5b Select an account for the notifications.



5c Check the details and activate the account alarm by tapping **Set alarm (“Wecker stellen”)**.



DO YOU HAVE ANY FURTHER QUESTIONS? WE ARE HAPPY TO HELP YOU.

Central service number: 07541 704-0, we are there for you
Mon-Fri from 8-20 o'clock.

YOUR WAYS TO US:

Contact ways
www.sparkasse-bodensee.de/kontakt

Online banking support for private customers

Phone: 07541 704-4400
Service times: Mon-Fri from 8-20 o'clock

Account alarm: Configure in just a few steps

www.sparkasse-bodensee.de/kontowecker



6 How to set an turnover alarm:
Select **turnover alarm** ("Umsatzwecker") from the list. Enter a name for the alarm and the required details. Follow steps 5a to 5c.

Umsätze

Umsatzwecker
Der Umsatzwecker informiert Sie zeitnah über nachfolgend zu definierende Umsätze.

Weckername:

Konto: - MAX ONLINE TESTKUNDE

7 How to set a limit alarm:
Select **limit alarm** ("Limitwecker") from the list (see step 4). Enter a name for the limit alarm and the required details. Follow steps 5a to 5c.

Neuer: Limitwecker

Weckername:

Konto: - MAX ONLINE TESTKUNDE

Bitte geben Sie mindestens ein Kontostandlimit inklusive Soll oder Haben ein.

Limitüberschreitung: EUR

8 The alarm overview (Weckerübersicht) allows you to edit and delete your alarms as required.

Konto <input type="text"/> - Online Testkunde, Max			
Name	Typ	Adresse	Status
umsatz	Umsatzwecker	<input type="text"/>	Nicht aktiv
Gehalt	Umsatzwecker	*****0744	aktiv
Dispo	Limitwecker	<input type="text"/>	aktiv

View details

Edit

Delete



DO YOU HAVE ANY FURTHER QUESTIONS? WE ARE HAPPY TO HELP YOU.

Central service number: 07541 704-0, we are there for you
Mon-Fri from 8-20 o'clock.

YOUR WAYS TO US:

Contact ways
www.sparkasse-bodensee.de/kontakt

Online banking support for private customers
Phone: 07541 704-4400
Service times: Mon-Fri from 8-20 o'clock