

# Sparkasse app: Add more accounts

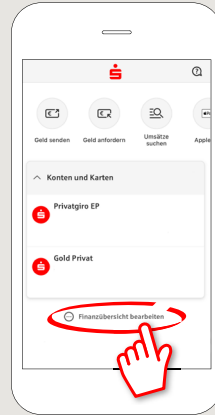
[www.sparkasse-bodensee.de/app](http://www.sparkasse-bodensee.de/app)



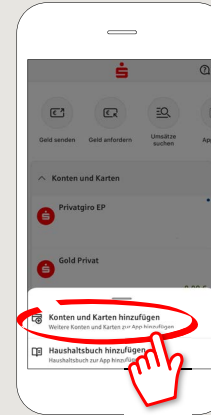
The following description applies to the iOS operating system. For other mobile operating systems, the procedure may differ slightly.

**1** Start the **Sparkasse app** by tapping on the app icon and enter your password.

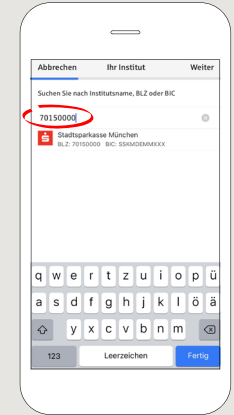
**2** Tap „**Finanzübersicht bearbeiten**“ on your start page.



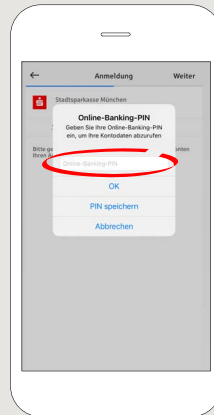
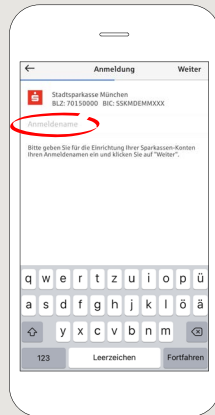
**3** Tap on „**Konten und Karten hinzufügen**“.



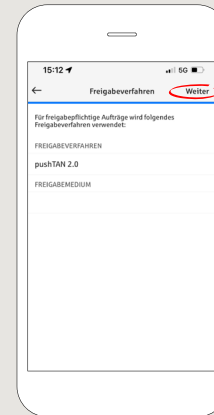
**4** Enter the bank code or bank name of the bank where the account is held.



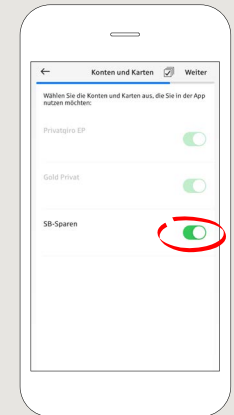
In the next step you enter your **login name** (= your online banking login name) and then your **online banking pin**.



**5** Confirm the release procedure with „**Weiter**“.



**6** Select your accounts and cards to be displayed in your financial overview. Then click on „**Weiter**“. Your newly created account is now in your financial overview.



DO YOU HAVE ANY FURTHER QUESTIONS? WE ARE HAPPY TO HELP YOU.

Central service number: 07541 704-0, we are there for you  
Mon-Fri from 8-20 o'clock.

YOUR WAYS TO US:

Contact ways  
[www.sparkasse-bodensee.de/kontakt](http://www.sparkasse-bodensee.de/kontakt)

Online banking support for private customers  
Phone: 07541 704-4400  
Service times: Mon-Fri from 8-20 o'clock